

FUND COMMENTARY

In May 2026, the fund recorded 9.29% return vs. the benchmark of 7.26%.

FEATURES OF FUND

Investment Objective

The Fund is designed to achieve capital growth through investments in a portfolio of global Shariah-compliant equities over medium to long term period.

Investment Strategy

The fund will invest at least 95% in an approved shariah compliant global equity fund (target fund) and the remainder in cash and shariah-compliant fixed deposits. The target fund is actively managed to meet the investment objective of the Fund. The investment approach combines a top-down approach that focuses on macroeconomic factors to decide on strategic asset allocation with a rigorous bottom-up approach to stock selection supported by fundamental analysis comprising quantitative and qualitative analysis on a particular company.

Target Market

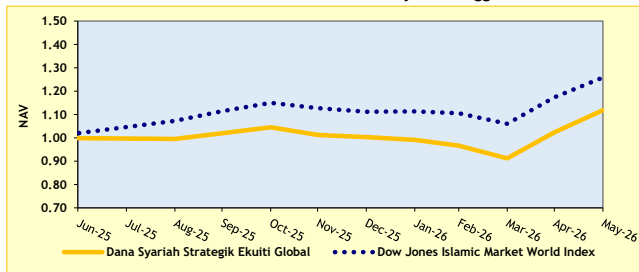
The Fund is targeted at individuals who have an appetite for a higher risk investment strategy, from exposure to Shariah compliant equities volatility, with the possibility of higher returns over medium to long term period.

Benchmark

Dow Jones Islamic Market World Index (DJIM)

FUND PERFORMANCE

Net Asset Value Performance denominated in Malaysian Ringgit



Source: Etiqa Family Takaful Berhad


Historic Fund Performance denominated in Malaysian Ringgit (in %)

| %         | 1 month | YTD   | 1 year | 3 years | 5 years | Since Inception | Annualised Since Inception |
|-----------|---------|-------|--------|---------|---------|-----------------|----------------------------|
| Fund      | 9.29    | 11.47 | n/a    | n/a     | n/a     | 11.80           | n/a                        |
| Benchmark | 7.26    | 13.18 | n/a    | n/a     | n/a     | 25.84           | n/a                        |
| Variance  | 2.03    | -1.71 | n/a    | n/a     | n/a     | -14.04          | n/a                        |

Source: Etiqa Family Takaful Berhad

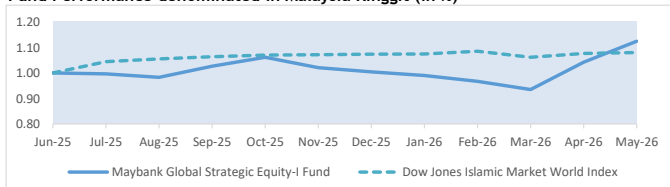
SELECTED TARGET FUND (Maybank Global Strategic Equity-I Fund)

Assets Allocation by Geographical Region (%)



Source: Maybank Global Strategic Equity-I Fund, Fund Fact Sheet as of 31 May 2026

Fund Performance denominated in Malaysia Ringgit (in %)



Source: Maybank Global Strategic Equity-I Fund, Fund Fact Sheet as of 31 May 2026

FUND DETAILS

|                                |  |
|--------------------------------|--|
| Inception Date                 | 7 June 2025  |
| Fund Currency                  | Ringgit Malaysia   |
| Fund Manager                   | Etiqa Family Takaful Berhad  |
| Fund Size                      | RM4.72 million   |
| Net Asset Value (NAV) per unit | RM1.12   |
| Fund Management Fee            | 1.00% p.a. of NAV  |
| Bloomberg Ticker               | DANSSEG MK Equity  |
| Overall Risk Level             | 5<br>(1=Low Risk to 5=High Risk)   |
| Basis of Unit Valuation        | The unit price is determined daily based on the value of our holdings in the target fund, net of expenses, divided by the total number of units in that fund.    |
| Frequency of Unit Valuation    | Daily  |
| Other Charges, if any          | The target fund manager's fees and expenses will be deducted prior to the value of our holdings in the target fund in addition to the fund management fee above. |
| Shariah Compliant              | Yes  |

HIGHEST AND LOWEST NET ASSET VALUE PER UNIT (IN RM)

| Year       | High (RM) | Low (RM) |
|------------|-----------|----------|
| 2026 (YTD) | 1.12      | 0.91     |
| 2025       | 1.05      | 0.97     |

FUND DETAILS

|                     |  |
|---------------------|--|
| Fund Name           | Maybank Global Strategic Equity-I Fund   |
| Fund Manager        | Maybank Islamic Asset Management Sdn Bhd |
| Fund Management Fee | Up to 0.50% p.a                          |
| Inception Date      | 16 June 2025                             |
| Fund Currency       | MYR                                      |
| Fund Size           | MYR 6.43 million                         |
| NAV per unit        | MYR 1.13                                 |
| Valuation           | Daily                                    |

TOP 5 HOLDINGS

- 1) NVIDIA CORP
- 2) ALPHABET INC
- 3) APPLE INC
- 4) MICROSOFT CORP
- 5) AMAZON.COM INC

Source: Maybank Global Strategic Equity-I Fund, Fund Fact Sheet as of 31 May 2026

### Exceptional Circumstances

- In exceptional circumstances, we reserve the right to suspend the creation or cancellation of units. In such an event, a notice for suspension will be published on our website, and would be communicated to the participant upon any request for top-up, switching, or withdrawal to or from the fund.
- At any time, we reserve the right to close any fund, or to transfer the investments to a new fund, subject to prior approval by the regulator. In such an event, we will provide 90 days prior written notification.

### RISK DISCLOSURE

The participant should consider the following potential risks when investing in a fund. Investors should be aware that by investing in the fund, there is no guarantee of any returns. There is also no guarantee that investor will enjoy any capital appreciation or will not experience any loss of capital invested in the fund.

- 1 **Market Risk** - The risk of losses in the value of assets invested by the fund, due to factors that affect the overall performance of financial markets. These factors could be the current situation or future outlook, and could be both local and foreign. These factors could include the economy, politics, government bond/sukuk yields, credit spreads on corporate bonds/sukuk, country credit rating, stock market levels, foreign exchange rates, and commodity prices. The investment manager to the fund assesses the management of market risk in selecting the target assets and setting up each fund composition. The participant can reduce their exposure to market risk by choosing funds with a higher proportion of assets in cash.
- 2 **Credit and Default Risk** - The risk of losses in the value of a fund invested in money market, bonds/sukuk or debt, due to factors that delay or restructure a scheduled payment from the counterparty. These factors could include bankruptcy of the counterparty. The investment manager to the fund assesses the management of credit and default risk in selecting the target assets and setting up each fund composition. The participant can reduce their exposure to credit risk by choosing funds with lower exposure to banks or issuers with a higher credit risk.
- 3 **Liquidity Risk** - The risk of losses in the value of a fund, due to factors that constrain the quick sale of an asset of the fund. These factors could include a lack of buyers in the market, or the availability of liquidity to the buyers. The investment manager to the fund assesses the management of liquidity risk in selecting the target assets and setting up each fund composition. The participant can reduce their exposure to liquidity risk by choosing a fund with higher exposure to cash or assets which are regularly traded.
- 4 **Concentration Risk** - The risk of losses in the value of a fund, due to an excessive exposure to a single or similar assets, or markets. The investment manager to the fund assesses the management of concentration risk in selecting the target assets and setting up each fund composition. The participant can reduce their exposure to concentration risk by choosing funds holding a wide range of assets, or covering different asset classes, market sectors, and counterparties.
- 5 **Currency Risk** - The risk of losses in the value of a fund, due to exposure to assets denominated in a currency other than the Malaysian Ringgit and movements in the foreign currency exchange rate to Malaysian Ringgit. The investment manager may employ currency hedging strategies to mitigate currency risk. The participant can also reduce their exposure to foreign currency risk by choosing a fund invested in Malaysian Ringgit denominated assets.
- 6 **Operational Risk** - The risk of losses in the value of a fund due to inadequate or failed processes, people and systems or external events. Some examples of operational incidents include:
  - misappropriation of investments, due to fraud, an illegal act, malicious intent, spite, or terrorism;
  - disruption or failure of IT systems and infrastructure, which may be used for monitoring, execution, and administration;
  - inaccurate calculations due to data quality or errors, methodology flaws, or miscalculations; and
  - ineffectiveness of internal controls.The investment manager reduces the risk by segregating the duties and functions of individuals, setting disaster recovery and business continuation processes, performing independent regular checks, and implementing third party vendor selection and ongoing assessment processes.
- 7 **Shariah Non-Compliance Risk** - The risk of losses in the value of the fund due to underlying assets being non-compliant with Shariah rules and principles. In the event a specific asset becomes Shariah non-compliant, the asset shall be released and any related income must be donated. The time to release the asset is evaluated by the investment manager and requires Shariah committee approval in case it would exceed 6 months. The Shariah rules and principles are determined by the Shariah Committee or other Shariah regulatory council. The investment manager reduces the risk by monitoring the investments held against an approved list of Shariah compliant securities.

### IMPORTANT NOTES

- 1 This Fund Fact Sheet is for information purposes only and is not intended, nor should it be construed as an offer, recommendation or solicitation to enter into or conclude a takaful certificate. It is not in any way or manner intended to be or should it be treated as giving you any form of advice. Prospective participant should perform their own evaluation of the suitability of the certificate and the risks of the fund, relative to their needs, and should consider professional advice.
- 2 This Fund Fact Sheet should be read in conjunction with the Marketing Illustration and Product Disclosure Sheet for the certificate. Prospective participant should pay close attention to the benefits of the certificate that depend on fund performance.
- 3 The risks disclosed above are not all risks which may be relevant to a specific prospective participant. The fund may be exposed to other risks from time to time.
- 4 The performance of the fund is tied to the performance of the assets held by the fund, and as described in this Fund Fact Sheet.
- 5 Past performance is not an indication of future performance.
- 6 The fund performance is the return on assets of the fund, not the return on contributions paid, as contributions are subject to charges before investing in the fund, and the fund maybe subject to charges, which are specific to the takaful certificate, and cashflow timing differences.
- 7 The performance is calculated based on the NAV per unit at the start and end of the measurement periods, computed as:  
$$\text{NAV return} = (\text{End Period NAV per Unit} / \text{Begin Period NAV per Unit}) - 1$$
- 8 Annualised performance is calculated based on the compounded return method.
- 9 Where a distribution is declared, investors are advised that following the distribution, the NAV per unit will be adjusted accordingly.
- 10 The declaration of distribution is at the sole discretion of the fund manager and is not guaranteed.



*Not just Takaful,  
Etiqa Takaful*